

Roll and Stack

Materials:

Die

Legos or blocks

Number of Players:

1-2



Directions:

- Player rolls the die and counts how many dots it landed on.
- Player builds a tower with the corresponding number of blocks, counting as he/she builds.
- Player keeps rolling, counting, and stacking.


Connect Four

Materials:

Two dice

Gameboard (pg. 3)

Markers



Number of Players:

2

Directions:

- Player 1 rolls two dice and finds the sum.
- Player 1 covers the sum with his/her marker.
- Player 2 rolls two dice and finds the sum.
- Player 2 covers the sum with his/her marker .
- The first player to get four in a row wins!

connect FOUR

10	8	4	2	3	9	6
11	4	6	7	3	12	6
12	3	4	2	5	9	7
10	8	12	5	10	9	3
7	5	11	2	6	8	12


Addition War

Materials:

Deck of playing cards

Number of Players:

2



Directions:

- Remove the jokers from the deck.
- Deal the deck between the two players until all of the cards are dealt.
- Each player turns over two cards.
- Each player adds his or her numbers together.
- Whoever has the highest total keeps all four cards.
- If the totals are the same, each player places three cards face down and turns one card over.
- The player with the highest cards keep ALL of the cards in that round.
- Continue to play until one player has all of the cards.

For younger students: A=1, J= 10 , Q = 10 , K= 10

For older students: A=1, J= 11, Q= 12 , K= 13


Salute

Materials:

Deck of playing cards

Number of Players:

3



Directions:

- Player 1 and Player 2 split the deck into two equal piles and place them face down.
 - Player 3 calls “Salute!” Players 1 and 2 each take a card off the top of their pile and place it against their forehead, number side facing out, without looking at the card’s value.
 - Player 3 looks at both cards and calls out the sum made by the two cards.
 - Players 1 and 2 use the sum to determine the value of their own card. The first player to call out the correct value of their own card wins both cards.
 - After all cards have been used, the player with the most cards wins the round.
- This game can also be played with multiplication facts (for older students)

Pig

Materials:

One die
Paper
Pencil

Number of Players:

2 or more



Directions:

- Player 1 rolls two times and adds the two numbers together. He/she can then choose to keep rolling or stop at any time. Each new number rolled is added to the previous sum.
- If the player rolls a “1”, the amount added is lost and the player records a “0” for that turn.
- If the player chooses to stop, the player records the sum as his/her score.
- It is now the next player’s turn. Each recorded sum is added to the previous sum.
- The first player to reach 100 wins!
- This game can also be played with multiplication facts, but the target number should change to 500.